

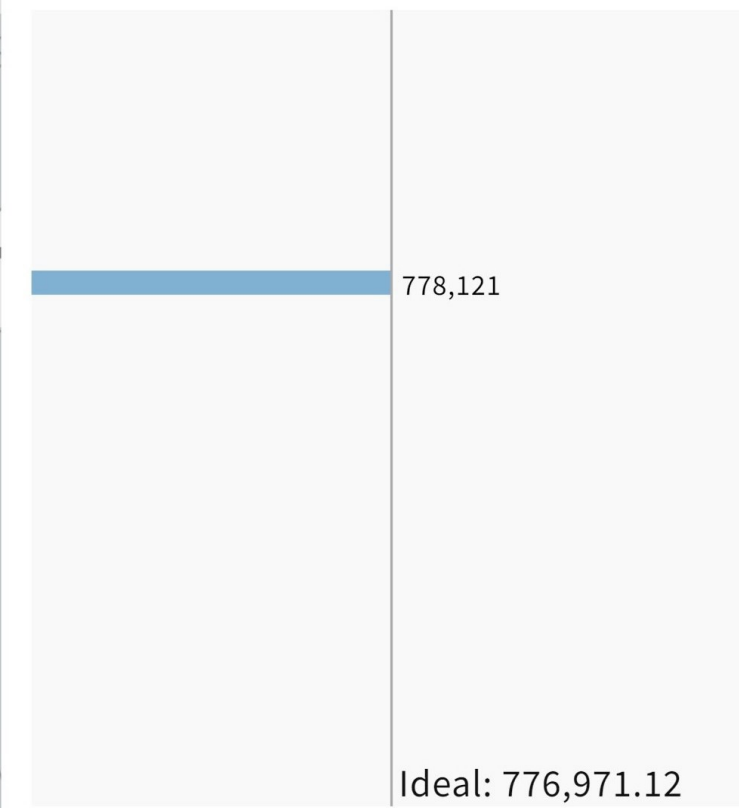
Save

TOOLTIP DATA
 SPOTLIGHT SIZE

Population | Data Layers | Evaluation

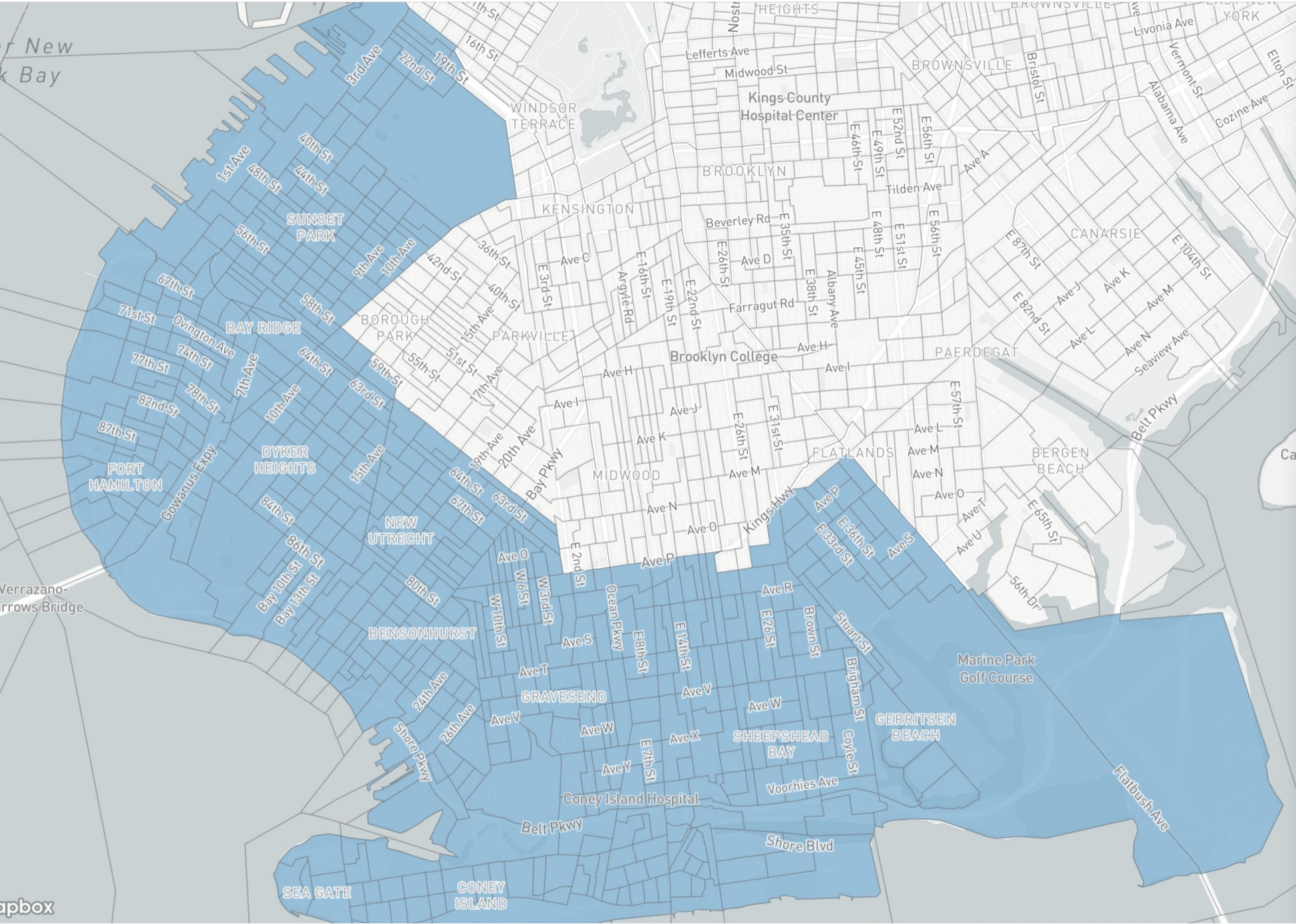
Population Balance

Uses 2020 Decennial Census data on 2020 Block Groups.



UNASSIGNED POPULATION: 19,423,128
 MAX. POPULATION DEVIATION: 0.15%

Highlight unassigned units



Save

TOOLTIP DATA

Population

SPOTLIGHT SIZE

1

Population

Data Layers

Evaluation

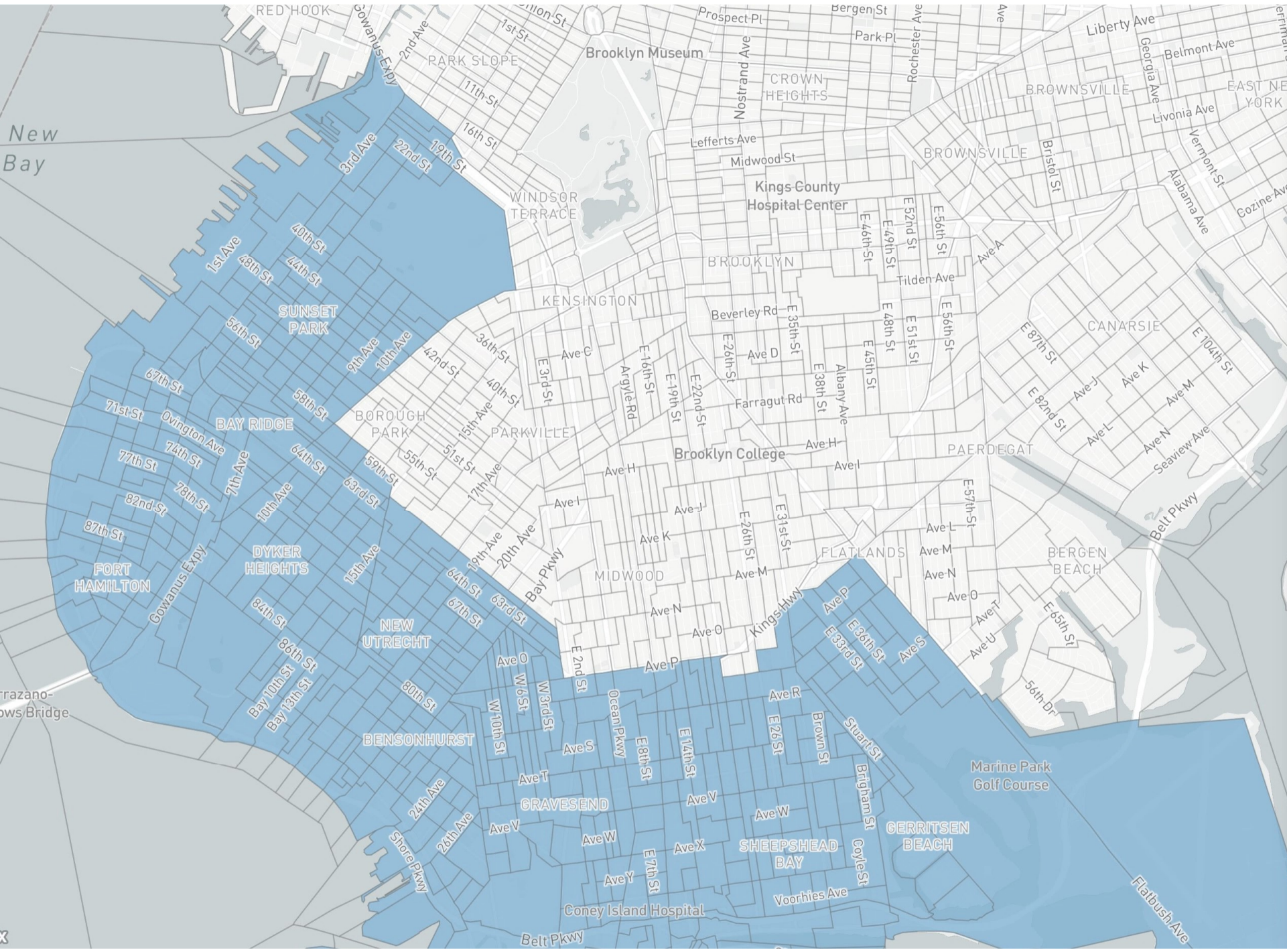
▼ **Population by Race**

COMPARE Asian population ▼

WITH Hispanic population ▼

AND Black population ▼

	Asian	Hispanic	Black
1	0%	0%	0%
2	0%	0%	0%
3	0%	0%	0%
4	0%	0%	0%
5	0%	0%	0%
6	0%	0%	0%
7	0%	0%	0%
8	0%	0%	0%
9	0%	0%	0%
10	30.5%	18.8%	3.7%
11	0%	0%	0%
12	0%	0%	0%
13	0%	0%	0%



Save

TOOLTIP DATA Population

SPOTLIGHT SIZE 1

Population
Data Layers
Evaluation

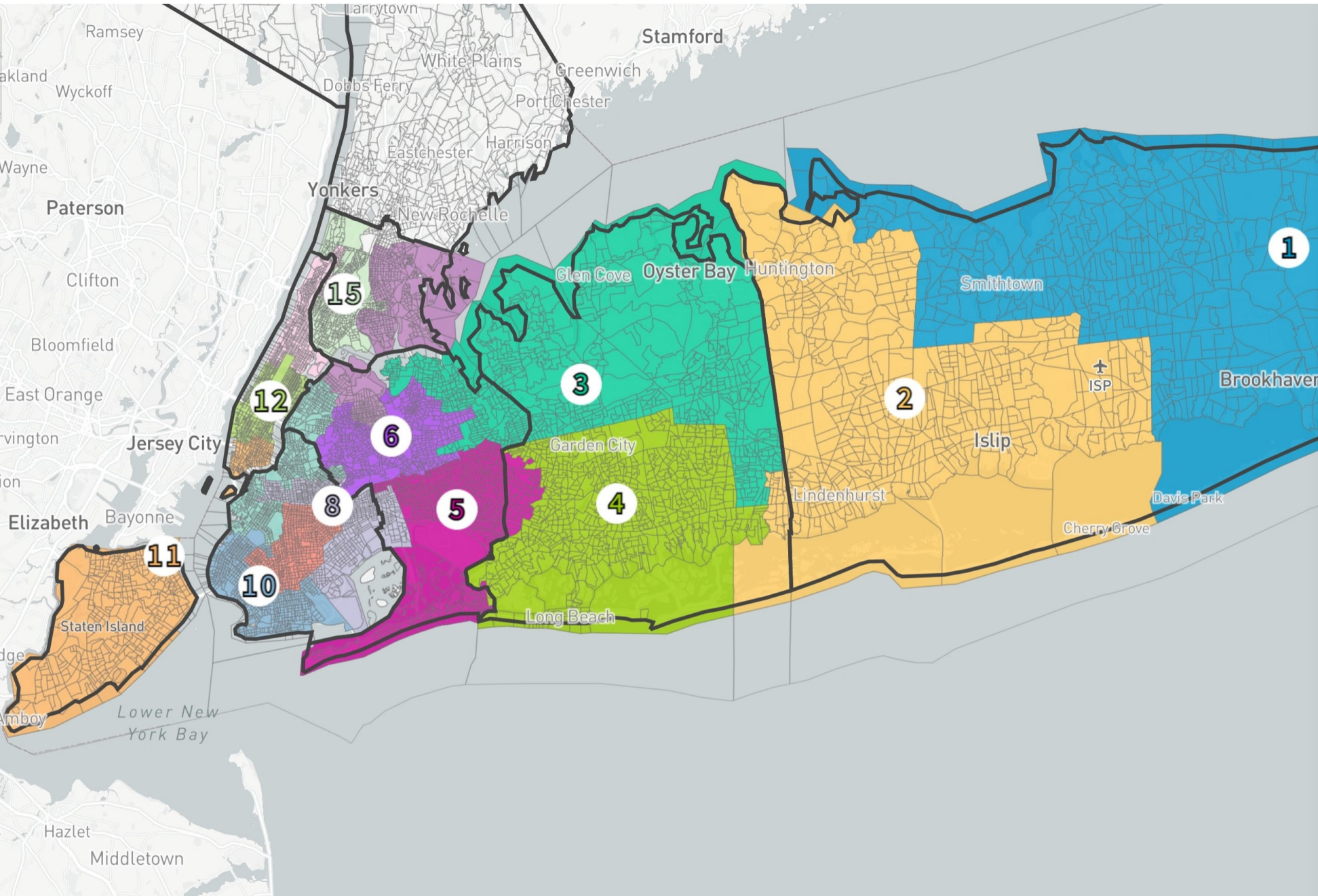
▼ Voting Age Population by Race

COMPARE Asian VAP

WITH Hispanic VAP

AND Black VAP

	AVAP	HVAP	BVAP
1	0%	0%	0%
2	0%	0%	0%
3	0%	0%	0%
4	0%	0%	0%
5	0%	0%	0%
6	0%	0%	0%
7	0%	0%	0%
8	0%	0%	0%
9	0%	0%	0%
10	30.2%	17.5%	3.7%
11	0%	0%	0%
12	0%	0%	0%
13	0%	0%	0%



👤
✍️
📄
🔍

Save

Population
Data Layers
Evaluation

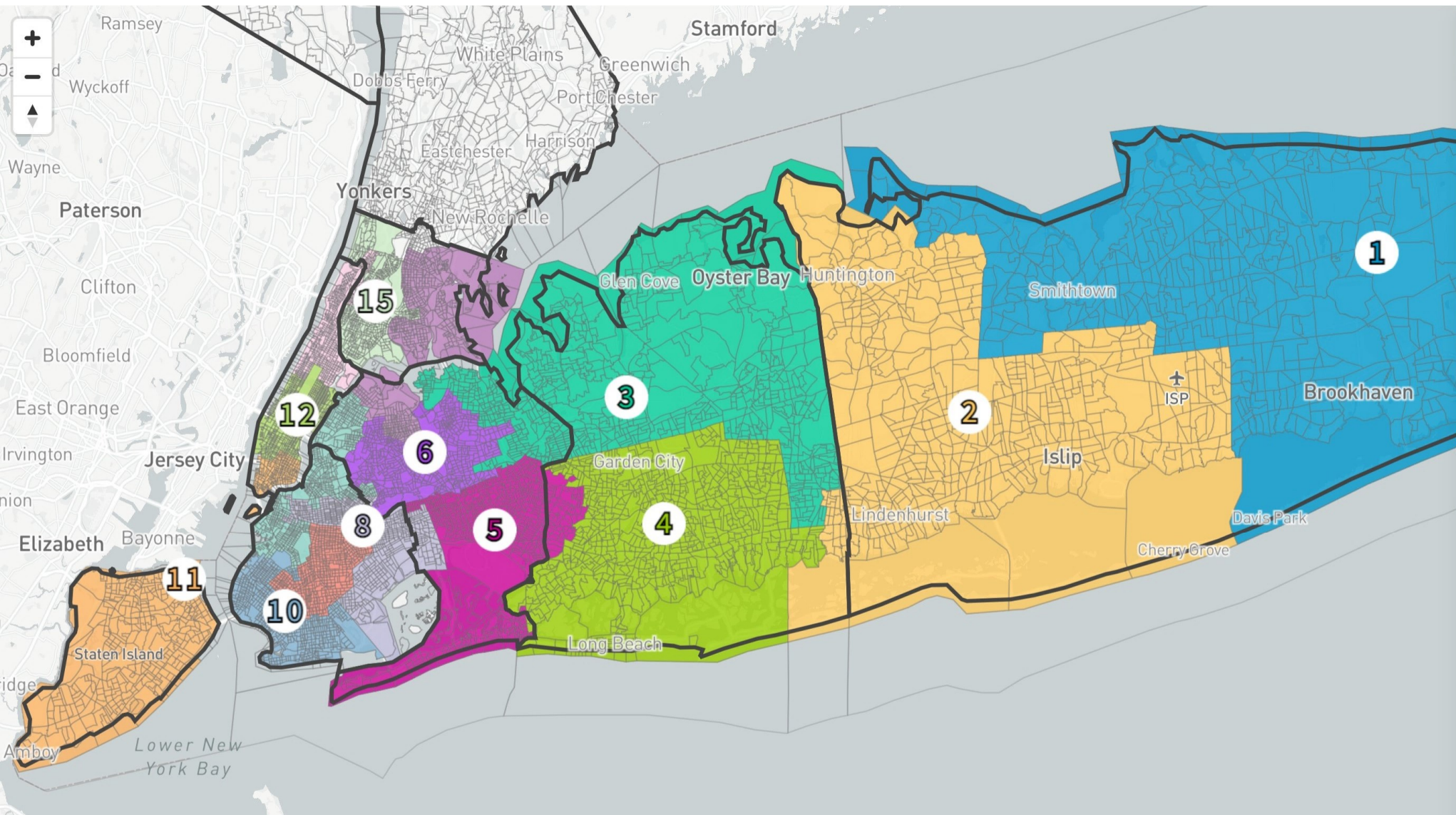
▼ Voting Age Population by Race

COMPARE

WITH

AND

	AVAP	HVAP	BVAP
1	4.1%	14.7%	4.8%
2	4.4%	23.7%	9.1%
3	25.5%	13.4%	3.4%
4	6.2%	19.5%	12.5%
5	14.7%	20%	44.2%
6	43.7%	21.8%	3.9%
7	12.9%	23.8%	6.3%
8	7.7%	26%	41.4%
9	6.1%	11.9%	47.8%
10	31.1%	17%	3.6%
11	17.4%	17.1%	7.7%
12	14.1%	10.2%	4.1%
13	5.9%	45.8%	23.3%
14	10.2%	49.8%	21.9%
15	3.9%	60.2%	25.5%



Population
 Data Layers
 Evaluation

Population Balance
 ⓘ Uses 2020 Decennial Census data on 2020 Block Groups.

	777,081
	776,896
	776,837
	777,145
	777,240
	777,094
	776,646
	777,702
	776,962
	776,632
	777,155
	776,953
	776,961
	776,979
	777,857

Ideal: 776,971