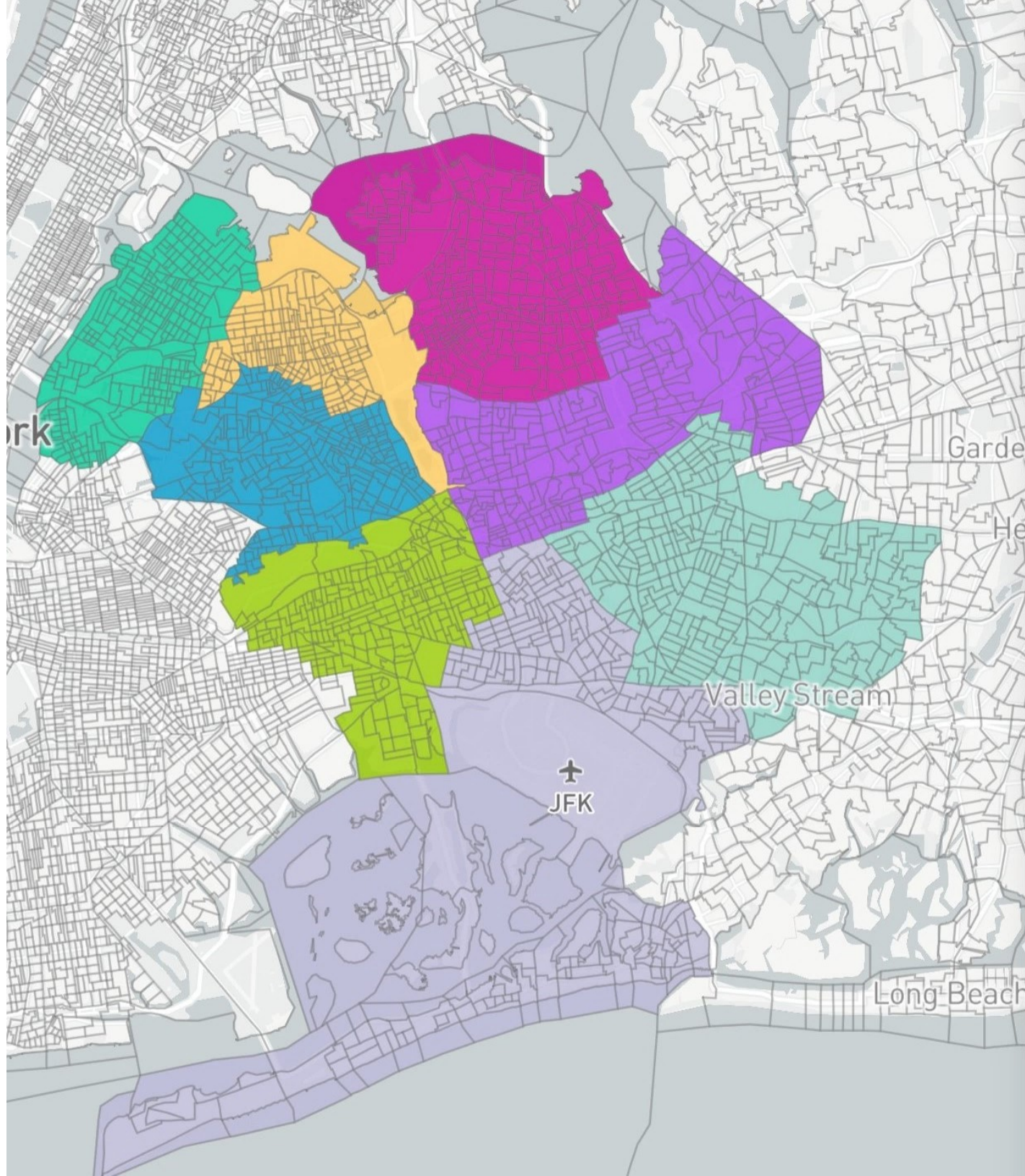


Population Data Layers

Population Balance

Uses 2020 Decennial Census data on 2020 B

	320,794
	320,592
	320,357
	321,046
	320,883
	320,527
	321,289
	320,907



Population

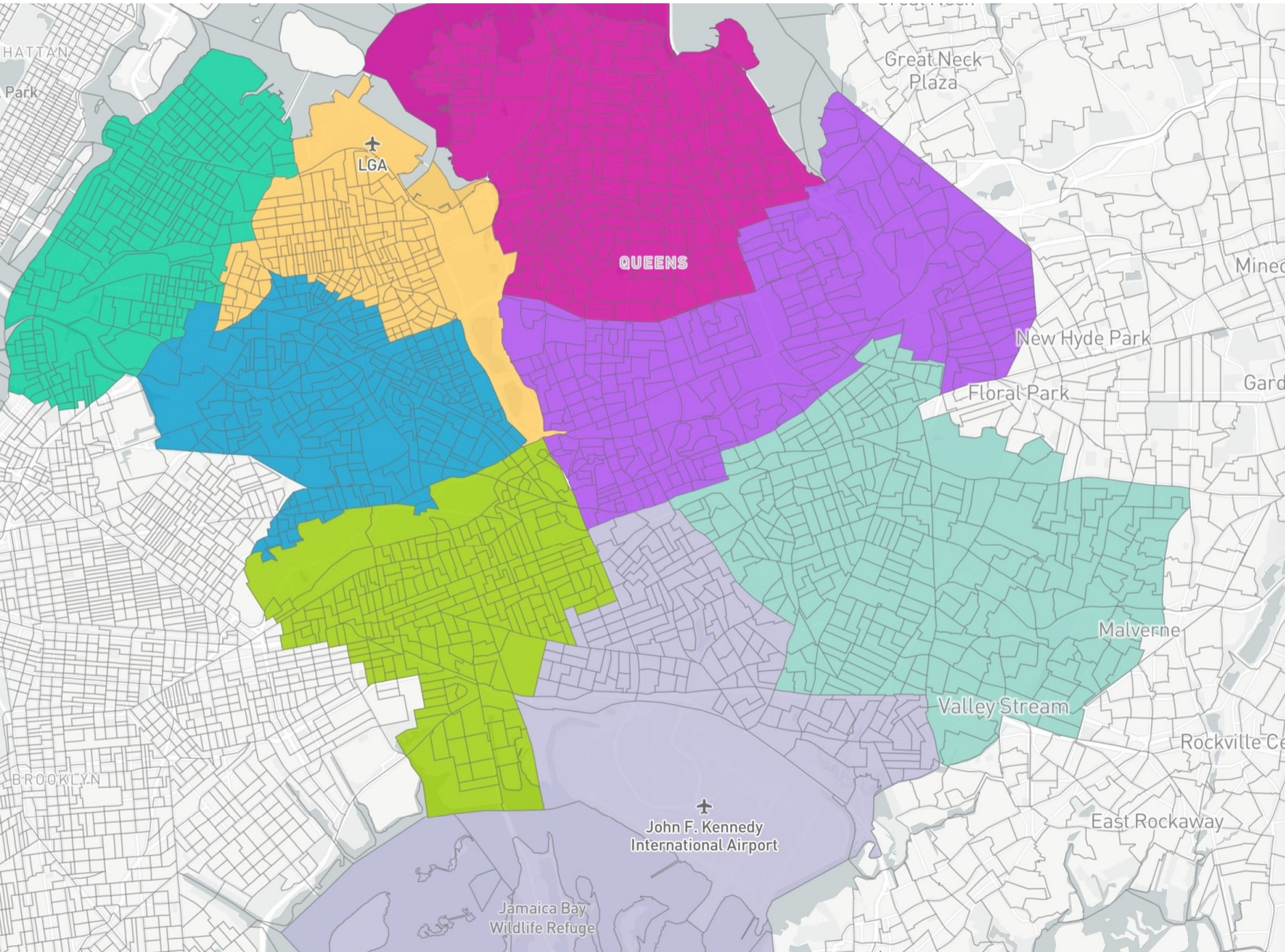
Data Layers

E

Population Balance

Uses 2020 Decennial Census data on 2020 Block Groups





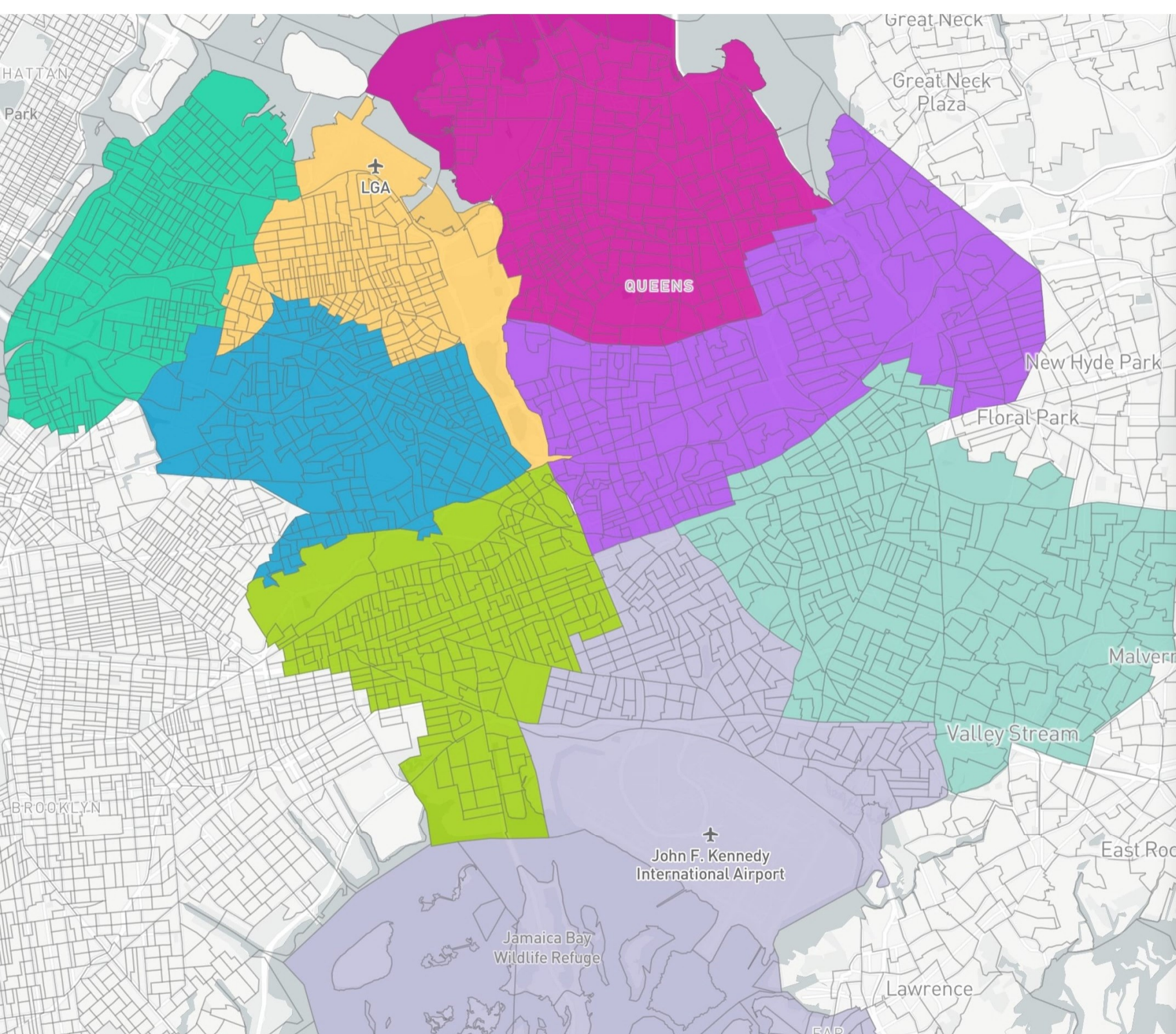
▼ Population by Race

COMPARE

WITH

AND

	Black	Hispanic	Asian
1	2.2%	25.2%	31.9%
2	4.9%	61.8%	22.2%
3	5.3%	24.7%	18.3%
4	11.6%	39.1%	21.8%
5	2%	17.4%	55.6%
6	9.6%	18.3%	41.3%
7	50%	15.8%	13.9%
8	49.2%	18.1%	7.8%
9	0%	0%	0%
10	0%	0%	0%
11	0%	0%	0%
12	0%	0%	0%
13	0%	0%	0%
14	0%	0%	0%
15	0%	0%	0%
16	0%	0%	0%



Population Data Layers Evaluation

▼ Voting Age Population by Race

COMPARE

 WITH

 AND

	BVAP	HVAP	AVAP
1	2.2%	24.1%	32.1%
2	5.3%	60.1%	23.2%
3	5%	23.4%	18.6%
4	11.8%	37.8%	21.7%
5	2%	16.2%	55.7%
6	10%	17.7%	40.9%
7	50.4%	14.7%	13.6%
8	49.8%	17.2%	7.9%
9	0%	0%	0%
10	0%	0%	0%
11	0%	0%	0%
12	0%	0%	0%
13	0%	0%	0%
14	0%	0%	0%
15	0%	0%	0%
16	0%	0%	0%